




HATCH KEY:

-  WALL
-  CLEAR AREA
-  ACCESS THEATER USE ONLY

NOTES:

1. 50 FIXED SEAT, 10 LOOSE SEATS ADDITIONAL. (74) PERSON LIMIT INCLUDING AUDIENCE AND ALL PRODUCTION STAFF. NO STANDING ROOM ALLOWED
2. 3'-0" CLEAR PATH IS TO BE MAINTAINED BETWEEN SEATING UNITS AND BACKSTAGE EXIT
3. NO MATERIALS MAY BE STORED IN THE BACKSTAGE BATHROOM, LOCATIONS HATCHED "ACCESS THEATER USE ONLY OR LOCATIONS HATCHED "CLEAR AREA"
4. ALL DIMENSIONING IS TO A TOLERANCE OF +/-6", FIELD VERIFY ALL TIGHT MEASUREMENTS BEFORE LOAD-IN.

ACCESS THEATER - BLACK BOX THEATER

TITLE: BASIC GROUNDPLAN

SCALE: 1/4" = 1'-0"

REVISED ON: MARCH 9, 2004

DRAWN BY: MFE

SHEET NUMBER:

BB2

REFER TO BB1 24" X 18" DRAWING FOR OVERHEAD LIGHTING PIPE AND OVERHEAD SERVICE PIPE LAYOUT