




<p>HATCH KEY:</p>	<p>NOTES:</p>	<p>ACCESS THEATER - GALLERY SPACE</p>	
<p> WALL</p> <p> CLEAR AREA</p> <p> ACCESS THEATER USE ONLY</p>	<ol style="list-style-type: none"> (74) PERSON LIMIT INCLUDING AUDIENCE AND ALL PRODUCTION STAFF. <u>NO</u> STANDING ROOM ALLOWED 3'-0" CLEAR PATH IS TO BE MAINTAINED BETWEEN SEATING UNITS AND EXITS NO MATERIALS MAY BE STORED OUTSIDE THE GALLERY, LOCATIONS HATCHED "ACCESS THEATER USE ONLY OR LOCATIONS HATCHED "CLEAR AREA" ALL DIMENSIONING IS TO A TOLERANCE OF +/-6", FIELD VERIFY ALL TIGHT MEASUREMENTS BEFORE LOAD-IN. 	<p>TITLE: ROUGH GROUNDPLAN WITH SUMMER 2004 SEATING LAYOUT</p> <p>SCALE: 1/4" = 1'-0"</p> <p>REVISED ON: JUNE 28, 2004</p> <p>DRAWN BY: MFE</p> <p>WALL STORAGE AREA MAY NOT BE AVAILABLE FOR PRODUCTION USE. PLEASE VERIFY WITH ACCESS STAFF PRIOR TO USE.</p>	<p>SHEET NUMBER:</p> <p>G2</p>